



Middle Schools

Parent Climate Survey
2022-23



Report created by
Panorama Education



Summary

Topic Description	Results	Comparison
Communication with School	81% 0 since last survey	87% Washoe County School District
Family Efficacy How confident families are with regard to key parenting skills.	65% 0 since last survey	72% Washoe County School District
Learning Behaviors Families' perceptions of their child's learning-related behaviors.	52% ▼1 since last survey	57% Washoe County School District
Physical Safety	75% ▼3 since last survey	86% Washoe County School District
Quality Education	76% ▼4 since last survey	86% Washoe County School District
Relationships / Respect	77% ▼2 since last survey	87% Washoe County School District
School Fit Families' perceptions of how well a school matches their child's developmental needs.	49% ▼2 since last survey	63% Washoe County School District



Supportive Place

73%

0

since last survey

82%

Washoe County School
District

1,054 responses



Communication with School

Your average

81%

1,054 responses

Change

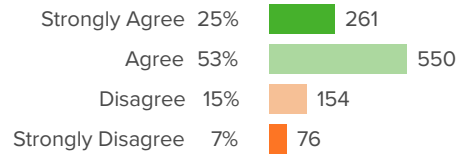
0

since last survey

District average: **87%** Washoe County School District

How did people respond?

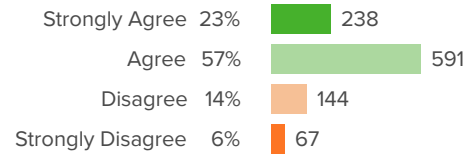
Q.1: I am kept informed about my child's ongoing learning and progress.



▲ **0** from last survey

Favorable: **78%**

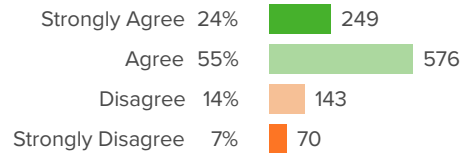
Q.2: My child's teacher(s) are available to discuss my child's learning needs with me.



▼ **1** from last survey

Favorable: **80%**

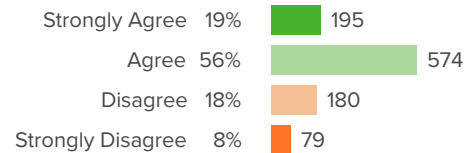
Q.3: I am kept informed about my child's behavior.



▼ **2** from last survey

Favorable: **79%**

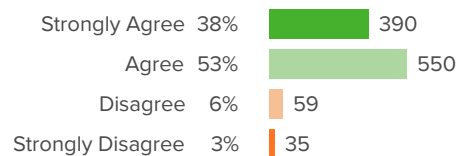
Q.4: I am satisfied with the opportunities for me to be involved in my child's school.



▼ **1** from last survey

Favorable: **75%**

Q.5: Teachers at my child's school update grades and assignments on the Infinite Campus Parent Portal at least twice a month.



▲ **3** from last survey

Favorable: **91%**



Demographics

How did people respond?

Q.1: What grade is your child currently in at this school? (Please select only ONE)

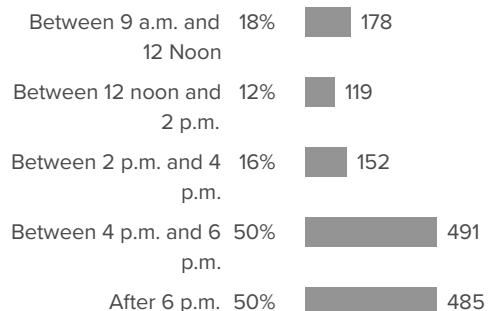
Pre-Kindergarten	0%	0
Kindergarten	0%	0
1st Grade	0%	0
2nd Grade	0%	0
3rd Grade	0%	0
4th Grade	0%	1
5th Grade	0%	2
6th Grade	34%	356
7th Grade	36%	374
8th Grade	29%	303
9th Grade	0%	2
10th Grade	0%	0
11th Grade	0%	0
12th Grade	0%	0

Q.2: What is your race or ethnicity? (Please select only ONE.)

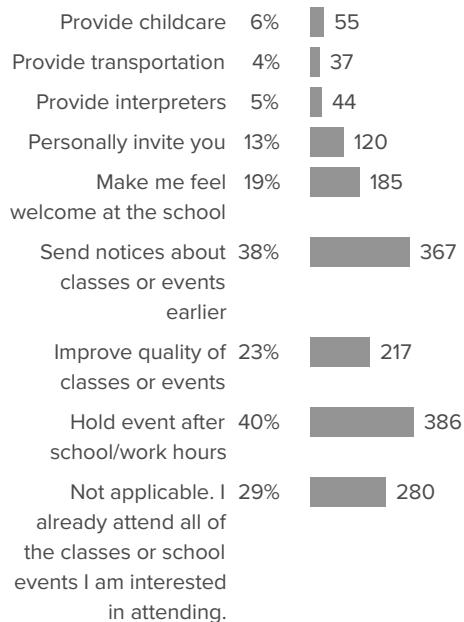
Multi-racial	9%	88
Asian	4%	39
Black or African-American	2%	21
Hispanic or Latino	22%	222
Native American	2%	18
Pacific Islander	1%	9
White	61%	623



Q.3: What is the best time of day for you to attend school workshops or events? (Please SELECT ALL THAT APPLY)



Q.4: What can your child's school do to help make it easier to attend classes or events that might interest you? (Please SELECT ALL THAT APPLY)





Family Efficacy

Your average

65%

1,054 responses

Change

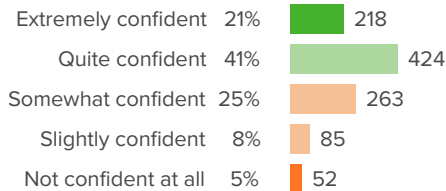
0

since last survey

District average: **72%** Washoe County School District

How did people respond?

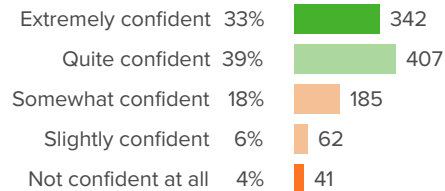
Q.1: How confident are you that you can help your child develop good friendships?



▲ **1** from last survey

Favorable: **62%**

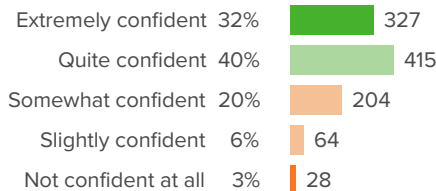
Q.2: How confident are you in your ability to make choices about your child's schooling?



▼ **5** from last survey

Favorable: **72%**

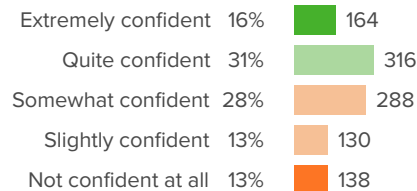
Q.3: How confident are you that you can motivate your child to try hard in school?



▲ **0** from last survey

Favorable: **71%**

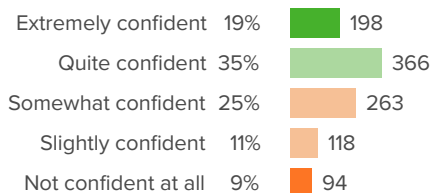
Q.4: How confident are you in your ability to connect with other parents?



▲ **3** from last survey

Favorable: **46%**

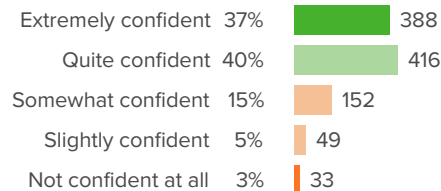
Q.5: How confident are you in your ability to make sure your child's school meets your child's learning needs?



▼ **5** from last survey

Favorable: **54%**

Q.6: How confident are you in your ability to support your child's learning at home?

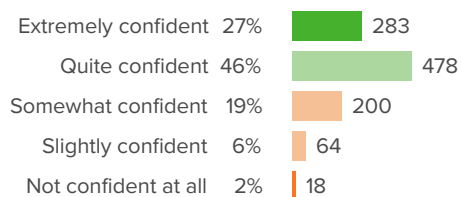


▲ **3** from last survey

Favorable: **77%**



Q.7: How confident are you in your ability to help your child deal with his/her emotions appropriately?



▲ 1 from last survey

Favorable: **73%**



Learning Behaviors

Your average

52%

1,054 responses

Change

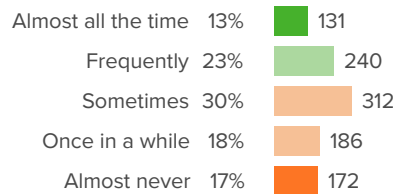
▼ **1**

since last survey

District average: **57%** Washoe County School District

How did people respond?

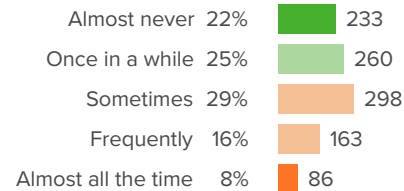
Q.1: How often does your child read for fun?



▲ **1** from last survey

Favorable: **36%**

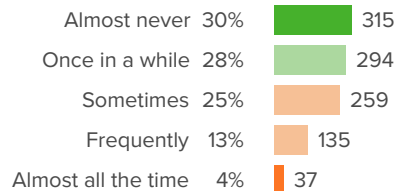
Q.2: How often does your child struggle to get organized for school?



▼ **4** from last survey

Favorable: **47%**

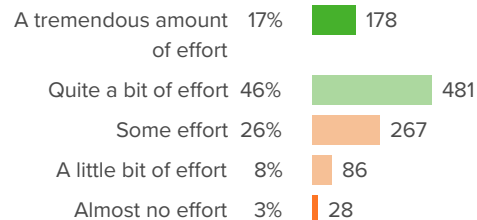
Q.3: How often does your child give up on learning activities that s/he finds hard?



▼ **1** from last survey

Favorable: **59%**

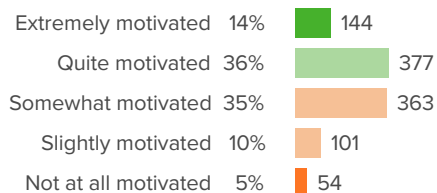
Q.4: How much effort does your child put into school-related tasks?



▲ **1** from last survey

Favorable: **63%**

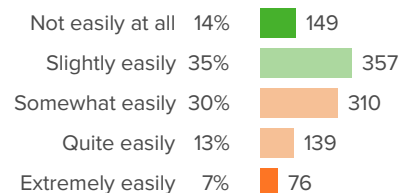
Q.5: How motivated is your child to learn the topics covered in class?



▼ **5** from last survey

Favorable: **50%**

Q.6: When working on school activities at home, how easily is your child distracted?

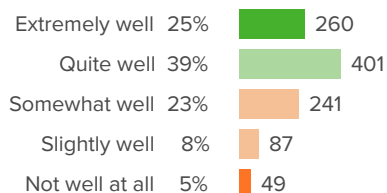


▲ **0** from last survey

Favorable: **49%**



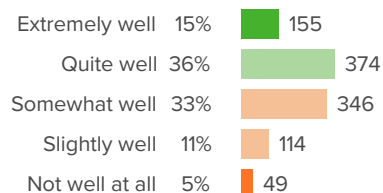
Q.7: On average, how well does your child work independently on learning activities at home?



▲ 5 from last survey

Favorable: **64%**

Q.8: In general, how well does your child learn from feedback about his/her work?



▼ 2 from last survey

Favorable: **51%**



Physical Safety

Your average

75%

1,054 responses

Change

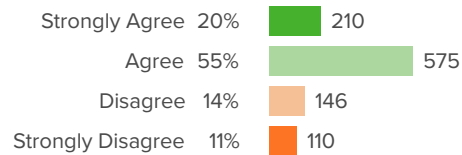
▼ **3**

since last survey

District average: **86%** Washoe County School District

How did people respond?

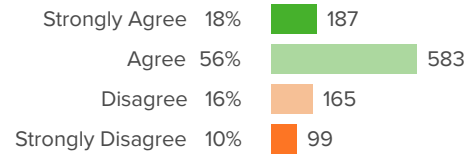
Q.1: My child feels safe inside the school building.



▼ **3** from last survey

Favorable: **75%**

Q.2: My child feels safe outside, on the school grounds.



▼ **3** from last survey

Favorable: **74%**



Quality Education

Your average

76%

1,054 responses

Change

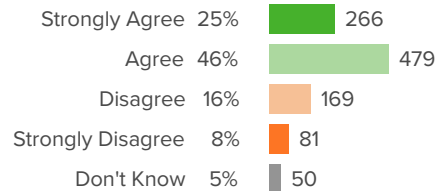
▼ **4**

since last survey

District average: **86%** Washoe County School District

How did people respond?

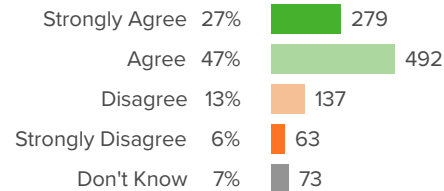
Q.1: My child is receiving the kind of instruction that is appropriate for his or her abilities.



▼ **3** from last survey

Favorable: **75%**

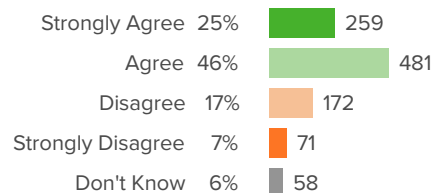
Q.2: My child's teacher(s) set high expectations for my child's individual learning.



▼ **2** from last survey

Favorable: **79%**

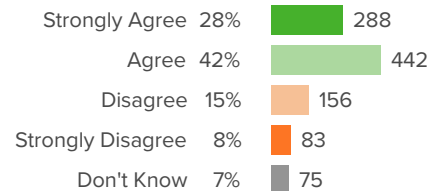
Q.3: My child's teacher(s) provide my child with all of the accommodations needed to do well in his or her classes.



▼ **4** from last survey

Favorable: **75%**

Q.4: If my child needs extra help, the teacher(s) are available.



▼ **5** from last survey

Favorable: **75%**



Relationships / Respect

Your average

77%

1,054 responses

Change

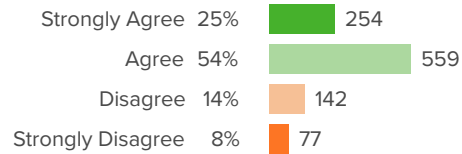
▼ **2**

since last survey

District average: **87%** Washoe County School District

How did people respond?

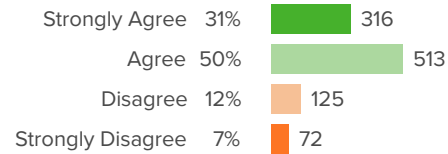
Q.1: Staff at my child's school really care about my child.



▼ **2** from last survey

Favorable: **79%**

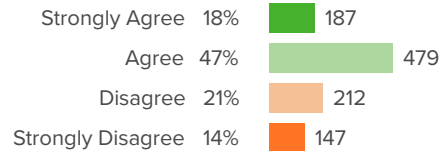
Q.2: My child has at least one staff member at the school in whom they can confide.



▲ **0** from last survey

Favorable: **81%**

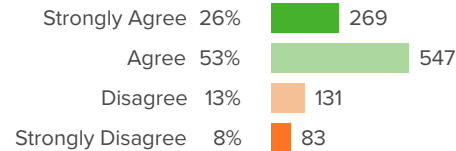
Q.3: The rules and expectations for behavior are the same for every student at my child's school.



▼ **6** from last survey

Favorable: **65%**

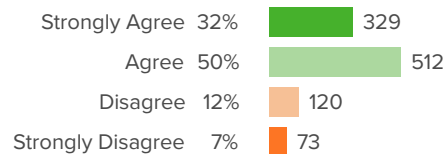
Q.4: My child is treated fairly by all teachers and staff, no matter his or her race, cultural, or family background.



▼ **3** from last survey

Favorable: **79%**

Q.5: I have at least one staff member I can contact when I want to discuss my child's education.



▲ **0** from last survey

Favorable: **81%**



School Fit

Your average

49%

1,054 responses

Change

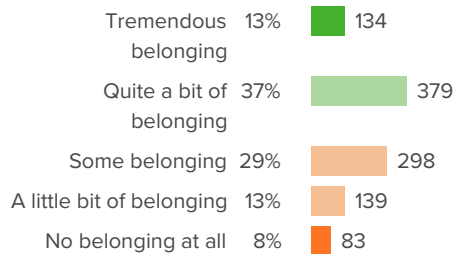
▼ 2

since last survey

District average: **63%** Washoe County School District

How did people respond?

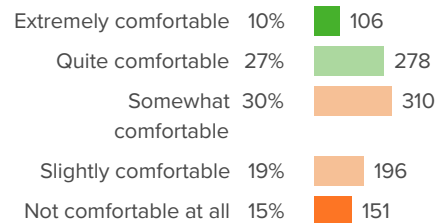
Q.1: How much of a sense of belonging does your child feel at his/her school?



▲ 0 from last survey

Favorable: **50%**

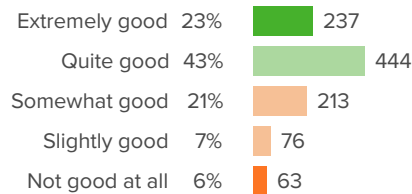
Q.2: How comfortable is your child in asking for help from school adults?



▼ 4 from last survey

Favorable: **37%**

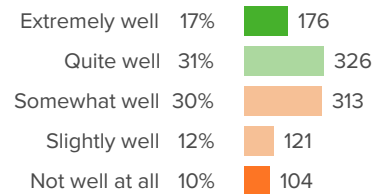
Q.3: Given your child's cultural background, how good a fit is his/her school?



▲ 5 from last survey

Favorable: **66%**

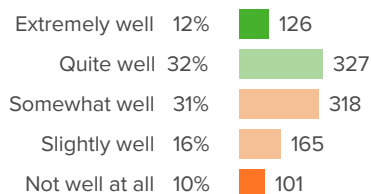
Q.4: How well do you feel your child's school is preparing him/her for his/her next academic year?



▼ 8 from last survey

Favorable: **48%**

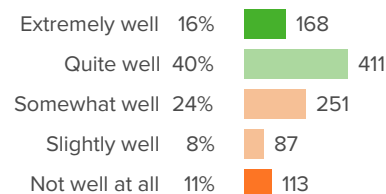
Q.5: How well do the activities offered at your child's school match his/her interests?



▲ 0 from last survey

Favorable: **44%**

Q.6: At your child's school, how well does the overall approach to discipline work for your child?

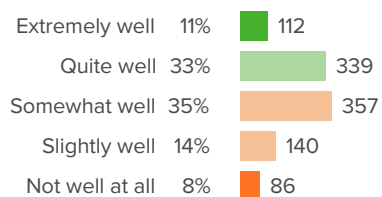


▲ 1 from last survey

Favorable: **56%**



Q.7: How well do the teaching styles of your child's teachers match your child's learning style?



▼ **3** from last survey

Favorable: **44%**



Supportive Place

Your average

73%

1,054 responses

Change

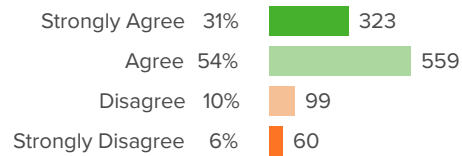
0

since last survey

District average: **82%** Washoe County School District

How did people respond?

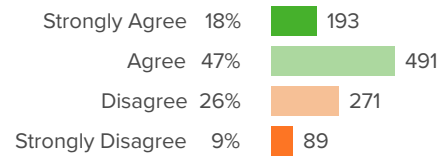
Q.1: School employees make me feel welcome at my child's school.



▲ **3** from last survey

Favorable: **85%**

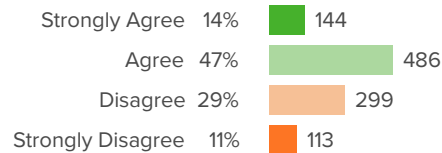
Q.2: School staff and I work together to create goals for my child.



▲ **0** from last survey

Favorable: **66%**

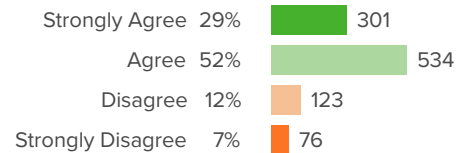
Q.3: My child's school seeks parent input about how to make the school better.



▼ **4** from last survey

Favorable: **60%**

Q.4: The principal makes decisions that are in the best interest of all the children at this school.



▲ **0** from last survey

Favorable: **81%**